

FibrSep™ K

Fiberglass Filter Separator Elements

Replacement Option for King Tool


Remove particulate and liquid droplets from air/gas streams with The Original fiberglass filter separator element. PECO invented the filter separator in 1954 and it continues to be the most sought after device for protecting gas compressors today. The quality and construction of the filter elements used in a filter separator significantly affects compressor performance and operating costs. Don't use imitations, get The Original from the Filter Separator experts at PECO. Also for use in dry gas filter vessels when contaminants are shear-sensitive (sludge, waxes, gels, asphaltenes, etc.)

THE BOTTOM LINE

- Quality Construction**
 FibrSep K elements are manufactured in an ISO 9001:2000 certified environment that ensures consistency of product quality. Consistent quality means fewer product issues that you have to deal with in the field, improving productivity and reducing downtime.
- Seamless Design**
 The FibrSep K filter media is configured as a seamless tube made of a three dimensional array of glass fibers bonded together with a phenolic resin. This design provides structural integrity and eliminates seams and unbonded overlaps that can allow contaminant to bypass the media. Bypass leads to fouling in downstream equipment and piping associated with increased operational and maintenance costs.
- Built with Safety in Mind**
 At PECO safety is our number one priority. FibrSep K elements use metal parts that contain no exposed, jagged edges. This prevents injury during handling. The spiral-wound cores are easier and safer to remove from the element support in the event that the elements are over pressurized and crushed. Reduced safety risks protect personnel and help your facility achieve safety goals.

APPLICATIONS

- Natural Gas Transmission**
 Transmission station inlet and fuel gas
- Natural Gas Processing**
 Treating and dehydration tower inlets, fuel gas, meters
- Natural Gas Production and Gathering**
 Compressor suction
- Natural Gas Distribution**
 M&R station
- Refinery**
 Compressor suction and fuel gas



SPECIFICATIONS

MATERIALS

- MEDIA** phenolic impregnated seamless fiberglass
- CORE** steel (galvanized or tin plated)
- OUTER COVER** cotton
- END CAPS** steel (galvanized or tin plated)
- GASKETS** buna-n
- OPTIONS** outer can body, fiberglass wrap, gasket materials

OPERATING DATA

Model	Max. Temp. [F]	Max. D.P ¹ [psid]
KFG-XX	275	120
KFG-3XX	275	75 ²

- ¹ Recommended change-out DP is 15 psid
- Normal flow direction is outside to inside
- Recommended torque for element seal nut is 8-10 ft-lb

NOMINAL DIMENSIONS

Model	O.D. [in.]	I.D. [in.]	Length [in.]
KFG-36	3.7	2.3	36
KFG-72	3.7	2.3	72
KFG-336	4.6	3.4	36
KFG-372	4.6	3.4	72



A Name You Know...Filters You Can Trust™

perryequipment.com

PARTICLE RETENTION

- **Efficiency:** 98%
- **Grade [µm]:** 0.3, 0.5, 1, 5, 10

Sealing a Double Open End Element

A filter element is only as good as the seal that is achieved between the dirty and clean side of the filter vessel. The difficulty of sealing the element is primarily a function of the vessel manufacturer's element support and sealing hardware. Elements with open ends and flat gaskets are subject to bypassing contaminant under the following conditions:

- **The element appears to be bowed or sagging.**
- **The gasket at both ends does not contact the sealing surface with adequate pressure all the way around the gasket.**
- **The sealing surfaces are dirty or damaged.**

Bottom sealing surfaces are made in two primary configurations; knife-edge and flat washer. Top sealing surfaces are also made in two primary configurations; dimpled and flat. A knife-edge seal has a ridge on the vessel's bottom element seat that cuts into the gasket. A dimpled seal has a rounded ridge that pushes out against the inside surface and down on the flat surface of the gasket. Flat surfaces fit flush against the flat surface of the gasket. Knife-edge and dimpled designs are less prone to bypass.

When installing an element ensure that all sealing surfaces are clean and undamaged. Center the element against the sealing surfaces, tighten the securing mechanism (nuts, cams, etc.) as specified by the manufacturer. Always double check for loose elements because some elements shrink as they are tightened.

Remember the element is only as good as the seal that you achieve during installation.

NOTES


1. Max. D.P. may be limited by vessel manufacturer's design.
2. 145 psid with high pressure core.

REPLACEMENT OPTION FOR

- | | | |
|---------------------------|----------------|----------|
| ▪ Anderson | ▪ Jonell | ▪ Others |
| ▪ Banner | ▪ King Tool | |
| ▪ BS&B | ▪ Nowata | |
| ▪ Burgess Manning | ▪ Pall | |
| ▪ Fluitek | ▪ Peerless | |
| ▪ Filter-Mart | ▪ Porous Media | |
| ▪ Filtration Systems Inc. | ▪ Royal | |
| ▪ Gardner & Clark | ▪ SepraChem | |

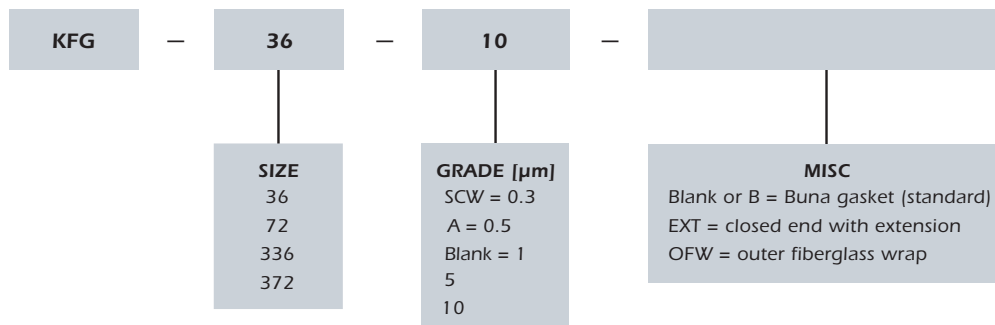
VESSELS

- King Tool filter separators
- Other vessels manufactured to be compatible with King Tool style filter separator elements.



PECO offers a single open end design with two styles of closed top ends. This eliminates the need for a separate sealing washer.

ORDERING INFORMATION



- Not all combinations are available. Consult customer service for verification if necessary.



Wolters Industrial Park / P.O. Box 640 / Mineral Wells, TX 76068
 Phone 940.325.2575 / Fax 940.325.4622 / perryequipment.com
 Email PECOElements@PECOFacet.com

Brought to you by PECOFacet
 a CLARCOR company

© 2009 PECOFacet
 PECOFacet has a policy of continuous product research and development and reserves the right to change design and specifications without notice.
Terms and Conditions of Sale can be accessed at www.pecofacet.com