




PRODUCT OVERVIEW

- MERV 11
- Available in 1", 2" & 4" depths
- Ideal for use in
 - Office and Retail
 - Manufacturing and Distribution
 - Government and Educational facilities
 - Doctor offices, assisted living facilities and Hospitals
 - Hotels and Airports
 - Single and Multi-Family Housing



SERIES 1100 PLEAT

WHY THE SERIES 1100?

- High performing 100% synthetic media with low initial pressure drop
 - Initial efficiency greater than 65% on 1-3 micron particles & 2x greater than traditional cotton poly
- Optimized pleat shape accumulates heavier restrictive particles at the bottom of the pleats leaving sides open for longer filtration life
- Effective dust loading reduces strain on equipment
- Moisture resistant media does not support microbial growth
- Excellent pre-filter for high efficiency air filters
- Durable construction optimizes performance
 - Media is laminated to air exit side support grid prevents fluttering and maintains pleat uniformity
 - Media pack is bonded to all sides of frame to prevent air by-pass
 - High wet strength beverage board will not warp, crack or distort under normal operating conditions
 - High strength frame increases durability and prevents breaching

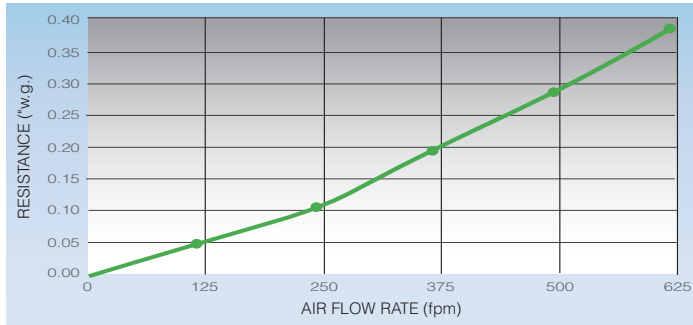


SERIES 1100 PLEAT

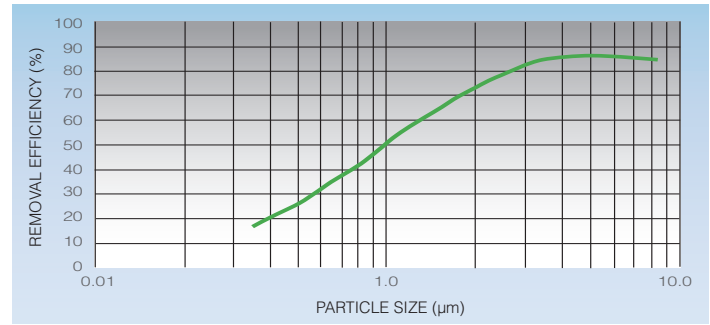
PERFORMANCE DATA (24 x 24)

CAPACITY	FILTER DEPTH	INITIAL RESISTANCE ("w.g.)				FINAL RESISTANCE ("w.g.)
		300 fpm	375 fpm	500 fpm	625 fpm	
High	1"	0.20	0.28	–	–	1.0
	2"	–	0.19	0.28	0.38	1.0
	4"	–	0.13	0.22	0.33	1.0

INITIAL RESISTANCE (24 x 24 x 2)



MINIMUM REMOVAL EFFICIENCY (24 x 24 x 2)



PRODUCT DATA

PART NUMBER	NOMINAL SIZE* (H" x W" x D")	ACTUAL SIZE (H" x W" x D")	CFM CAPABILITIES	
			300 fpm	375 fpm
19619	10 x 20 x 1	9 1/2 x 19 1/2 x 3/4	400	525
19620	10 x 24 x 1	9 3/8 x 23 3/8 x 3/4	500	625
19621	10 x 25 x 1	9 3/4 x 24 3/4 x 3/4	525	650
19622	12 x 12 x 1	11 3/4 x 11 3/4 x 3/4	300	375
19624	12 x 20 x 1	11 1/2 x 19 1/2 x 3/4	500	625
19625	12 x 24 x 1	11 1/2 x 23 1/2 x 3/4	600	750
19626	12 x 25 x 1	11 1/2 x 24 1/2 x 3/4	625	775
19627	14 x 20 x 1	13 1/2 x 19 1/2 x 3/4	575	725
19628	14 x 24 x 1	13 1/2 x 23 1/2 x 3/4	700	875
19629	14 x 25 x 1	13 1/2 x 24 1/2 x 3/4	725	900
19630	15 x 20 x 1	14 1/2 x 19 1/2 x 3/4	625	775
19631	15 x 25 x 1	14 1/2 x 24 1/2 x 3/4	800	975
19632	16 x 16 x 1	15 3/4 x 15 3/4 x 3/4	525	650
19633	16 x 20 x 1	15 1/2 x 19 1/2 x 3/4	650	825
19634	16 x 24 x 1	15 1/2 x 23 1/2 x 3/4	800	1000
19635	16 x 25 x 1	15 1/2 x 24 1/2 x 3/4	825	1050
19636	18 x 18 x 1	17 3/4 x 17 3/4 x 3/4	675	850
19637	18 x 20 x 1	17 1/2 x 19 1/2 x 3/4	750	925
19639	18 x 24 x 1	17 1/2 x 23 1/2 x 3/4	900	1125
19640	18 x 25 x 1	17 1/2 x 24 1/2 x 3/4	925	1175
19641	20 x 20 x 1	19 1/2 x 19 1/2 x 3/4	825	1050
19642	20 x 24 x 1	19 1/2 x 23 1/2 x 3/4	1000	1250
19643	20 x 25 x 1	19 1/2 x 24 1/2 x 3/4	1050	1300
19645	24 x 24 x 1	23 1/2 x 23 1/2 x 3/4	1200	1500
19646	25 x 25 x 1	24 1/2 x 24 1/2 x 3/4	1300	1625

PART NUMBER	NOMINAL SIZE* (H" x W" x D")	ACTUAL SIZE (H" x W" x D")	CFM CAPABILITIES	
			375 fpm	500 fpm
19648	10 x 20 x 2	9 1/2 x 19 1/2 x 1 3/4	525	700
19649	12 x 20 x 2	11 1/2 x 19 1/2 x 1 3/4	625	825
19650	12 x 24 x 2	11 3/8 x 23 3/8 x 1 3/4	750	1000
19651	14 x 20 x 2	13 1/2 x 19 1/2 x 1 3/4	725	975
19652	14 x 25 x 2	13 1/2 x 24 1/2 x 1 3/4	900	1200
19653	15 x 20 x 2	14 1/2 x 19 1/2 x 1 3/4	775	1025
19654	16 x 16 x 2	15 1/2 x 15 1/2 x 1 3/4	650	875
19655	16 x 20 x 2	15 1/2 x 19 1/2 x 1 3/4	825	1100
19656	16 x 24 x 2	15 3/8 x 23 3/8 x 1 3/4	1000	1325
19657	16 x 25 x 2	15 1/2 x 24 1/2 x 1 3/4	1050	1400
19659	18 x 24 x 2	17 3/8 x 23 3/8 x 1 3/4	1125	1500
19660	18 x 25 x 2	17 1/2 x 24 1/2 x 1 3/4	1175	1550
19661	20 x 20 x 2	19 1/2 x 19 1/2 x 1 3/4	1050	1400
19662	20 x 24 x 2	19 3/8 x 23 3/8 x 1 3/4	1250	1650
19663	20 x 25 x 2	19 1/2 x 24 1/2 x 1 3/4	1300	1750
19664	24 x 24 x 2	23 3/8 x 23 3/8 x 1 3/4	1500	2000
19665	25 x 25 x 2	24 1/2 x 24 1/2 x 1 3/4	1625	2150
19666	12 x 24 x 4	11 3/8 x 23 3/8 x 3 3/4	500 fpm	625 fpm
19667	16 x 20 x 4	15 1/2 x 19 1/2 x 3 3/4	1000	1250
19668	16 x 25 x 4	15 1/2 x 24 1/2 x 3 3/4	1100	1400
19669	18 x 24 x 4	17 3/8 x 23 3/8 x 3 3/4	1400	1750
19670	20 x 20 x 4	19 1/2 x 19 1/2 x 3 3/4	1500	1875
19671	20 x 24 x 4	19 3/8 x 23 3/8 x 3 3/4	1400	1750
19672	20 x 25 x 4	19 1/2 x 24 1/2 x 3 3/4	1650	2100
19673	24 x 24 x 4	23 3/8 x 23 3/8 x 3 3/4	1750	2200
19674	25 x 29 x 4	24 3/8 x 28 3/8 x 3 3/4	2000	2500
			2525	3150

*Contact Customer Care for special sizes

ENGINEERING SPECIFICATIONS

1.0 General

- Filters shall be Aerostar® Series 1100 extended surface pleated air filters as manufactured by Filtration Group.
- Filters shall be available in depths of 1", 2", and 4".
- Underwriters Laboratories classified to UL 900.
- Filters are manufactured by an ISO 9001 registered company.

2.0 Filter Materials of Construction

- Media shall be 100% synthetic media that does not support microbial growth.
- Filters shall have a high wet strength beverage board with a cross member design that increases filter rigidity and prevents breaching. Frame shall be recyclable.

- Filters shall have a 100% post-consumer recycled expanded metal support grid bonded to the air-exiting side of the filter to maintain pleat uniformity and prevent fluttering. Metal support grid shall be recyclable.

3.0 Filter Performance

- Filters shall be MERV 11 when tested in accordance with ASHRAE 52.2 Test Standard.
- For initial resistance of filters, see Performance Data chart above.
- Filter shall be rated to withstand a continuous operating temperature up to 150°F.
- Filters shall have a recommended final resistance of 1.0" w.g.